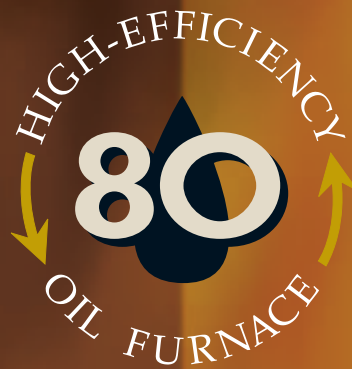


U L T R A



UPFLOW



Give winter a warm welcome.




With 80% plus heating efficiency, Armstrong Air gives you more to feel good about.

Quality features for quality performance.


You've always known about Armstrong Air's reputation for dependability and superior craftsmanship. Now, high-efficiency heating technology and a newly designed unit — not to mention the savings in your energy bills — give you even more reason to feel good about investing in an Armstrong Air heating system!

- 1 Heavy-duty 14-gauge heat exchanger with ceramic combustion chamber and Limited Lifetime Warranty.*
- 2 Easily accessible clean out ports make cleaning the heat exchanger quick and simple.
- 3 Foil-faced, high-density fiberglass insulation reduces heat loss and noise.
- 4 Quiet, multi-speed direct or belt drive blower with sealed bearings.
- 5 Transformer package and cooling fan relay are factory wired for easy add-on cooling installation. (Direct drive models only.)
- 6 Beckett flame retention, high-static pressure burner for quality, efficient combustion.
- 7 Durable one-piece, baked polyester pre-painted steel cabinet.
- 8 Features primary control with interrupted ignition for longer life, pre-purge for smooth ignitions, and diagnostics for ease of service.

* See your dealer for limited warranty details. All specifications are subject to change without notice.



421 Monroe Street • Bellevue, OH 44811
www.armstrongair.com



Direct drive model shown.



Belt drive model available.

Your Armstrong Air dealer will help you select the ULTRA® 80 oil furnace with the right capacity for your home.

All ULTRA 80 oil furnaces are designed, tested and assembled to assure quality, efficiency and dependability – and exceptional value in home heating. Naturally, all ULTRA 80 oil furnaces meet or exceed all recognized safety, performance and efficiency standards.

SPECIFICATIONS

MODEL	BLOWER DRIVE	CABINET			NOZZLE SIZE	HEATING	
		WIDTH	DEPTH	HEIGHT		OUTPUT BTUH	AFUE
LUF80C57/72D12	DIRECT	19½"	30¾"	54"	.50GPH-80°A	58,000	83.0
					.65GPH-80°B	74,000	83.0
LUF80C84/95D16	DIRECT	19½"	30¾"	54"	.65GPH-80°B	85,000	81.0
					.75GPH-80°B	97,000	81.0
LUF80C112/125D20	DIRECT	22½"	33¾"	54"	.85GPH-80°B	113,000	81.0
					1.00GPH-80°B	125,000	81.0
LUF80C57B08	BELT	19½"	30¾"	54"	.50GPH-80°A	57,000	82.0
LUF80C84/95B10	BELT	19½"	30¾"	54"	.65GPH-80°B	85,000	81.0
					.75GPH-80°B	97,000	81.0
LUF80C112/125B16	BELT	22½"	33¾"	54"	.85GPH-80°B	113,000	81.0
					1.00GPH-80°B	125,000	81.0



Form No. ALUF80-300 (3/04)